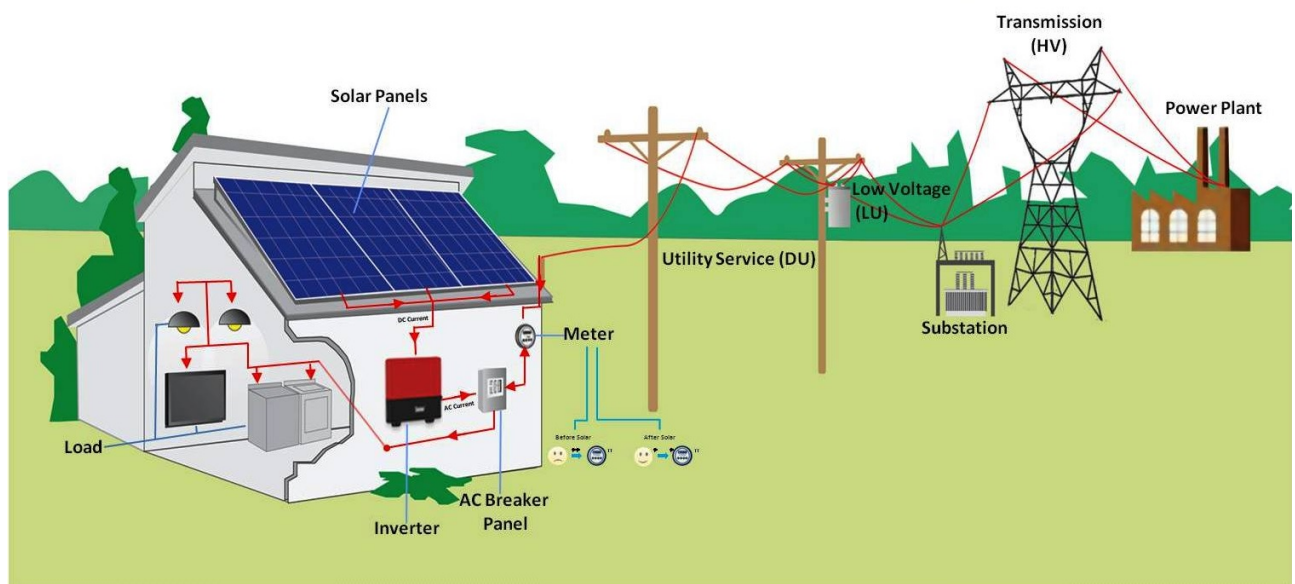


Maharashtra Energy Development Agency

Grid Connected Rooftop System (GCRT)

<https://www.mahaurja.com/gcrt>



Index

SrNo	Particular	Page No
1		
2		
3		
4		
5		
6		
7		
8		
9		
10		
11		
12		
13		
14		

Introduction -

The Grid Connected Rooftop system (CGCRT) is web based portal for registration of Empanelled Channel Partners and Open Category Channel Partners / New Entrepreneurs / Developers for availing CFA under the Guidelines of GCRT and Small Solar Power Plant programme by Ministry of New and Renewable Energy, Government of India.

The portal can be accessed from MEDA website -

<https://www.mahaurja.com/gcrt> or
<https://www.mahaurja.com>

The procedure for portal access and necessary list of documents is available on the portal.

Hardware and Software Requirement -

Any Desktop PC / Laptop with minimum 2 GB RAM, with any browser Mozilla Firefox 43 and above / Chrome / Internet Explorer ver 11.0 or above.

GCRT system login -

You can login to the system with following link -

<https://www.mahaurja.com/gcrt>

Select User Type, enter User ID, Passowrd and Captcha to login to the system. MEDA authority already informed the Channel Partners login credentials on there registered email-ids. The new Open Category user have to register there details from [Open Category Registration link](#) on login screen



Grid Connected Rooftop System

Maharashtra Energy Development Agency (MEDA)



Registration of Empanelled Channel Partners and Open Category Channel Partners/New Enterpreners/Developers for availing CFA under the Guidelines of GCRT and Small Solar Power Plant programme by Ministry of New and Renewable Energy, Government of India.

:: User Login ::

User Type :

User Id :

Password :

Security Code :

(Captcha)*

[Forgot Password](#)

[New Registration](#)

[Open Category Registration](#)

[Download Methodology for Implementation of Grid Connected Rooftop Solar Projects\(Empanelled category\)](#)
[Download Methodology for Implementation of Grid Connected Rooftop Solar Projects\(Open category\)](#)
[Download Help](#)

Powered By: [Maharashtra Energy Development Agency \(MEDA\)](#)



Maharashtra Energy Development Agency (MEDA)



Registration of Empanelled Channel Partners and Open Category Channel Partners/New Enterpreners/Developers for availing CFA under the Guidelines of GCRT and Small Solar Power Plant programme by Ministry of New and Renewable Energy, Government of India.

:: User Login ::

User Type :

User Id :

Password :

Security Code :

(Captcha)*

[Forgot Password](#)

[New Registration](#)

[Open Category Registration](#)

[Download Methodology for Implementation of Grid Connected Rooftop Solar Projects\(Empanelled category\)](#)
[Download Methodology for Implementation of Grid Connected Rooftop Solar Projects\(Open category\)](#)
[Download Help](#)

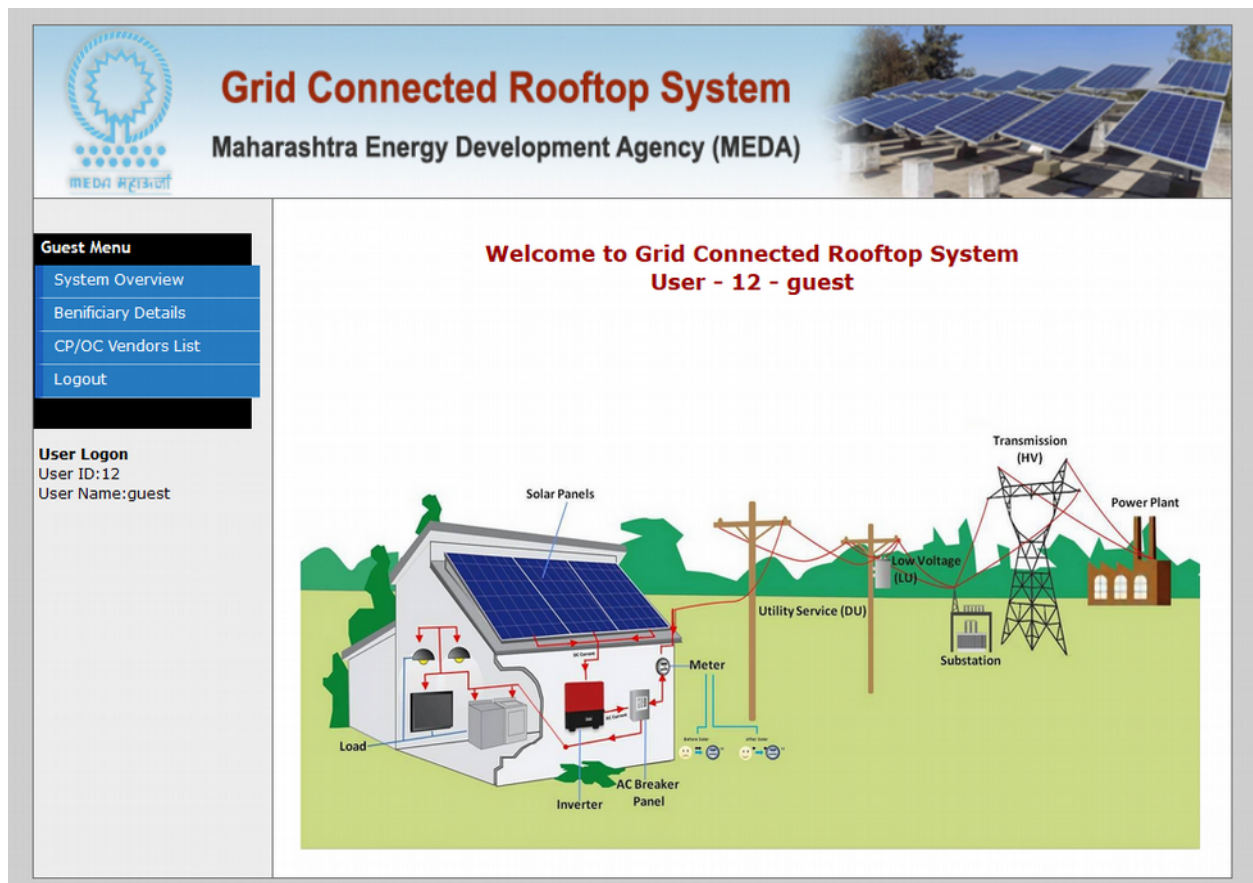
Guest user - If you don't have login user id and

password, user can login with **guest** user with **guest** password by selecting user User Type as Guest.

Guest can also view his GCRT proposal details by selecting CP/OC Vendor from list and selecting District / Taluka or access record by entering Proposal Code directly, which guest user Beneficiary received by SMS.

Guest user can view all registered empanelled and open category registered Vendor list with there details.

Guest user may contact to Channel Partner or Open Category vendor for his pending proposal status.



Proposal Code format –

The proposal code contains Divisional office code, District, Taluka code and unique Beneficiary proposal reference.

e.g. 2-CP0001-3-144-000045

2 - Divisional Office code (e.g. Aurangabad Divisional office)

CP0001 – Channel Partner code or OC0001 for Open Category code

3 District Code

144 – Taluka Code

000045 Unique code for Beneficiary proposal reference

Status Code –

The status code of the GCRT proposals are as follows -

1. PCPOC - Pending with CP/OC – Proposal is pending with Channel Partner / Open Category user due to incomplete information / document / proposal not forwarded. User can Edit record / View record to see Remarks given by MEDA Authority / Divisional officer.
2. PDIV - Pending at Divisional office – The proposal is with respective Divisional Office for checking / forwarding purpose.
3. DOR - Divisional Office recommendation – After checking GCRT Proposal details, which is received from CP/OC user, the proposal is recommended and forward to MEDA office for in-principal sanction.
4. PMAN - In process at HO Manager - The proposal is with respective MEDA Manager for checking / forwarding / approval.
5. PGM - In process HO GM - The proposal is with MEDA General Manager for in-principal approval.
6. SANC - Sanction letter generated – The proposal Sanction letter is in-principal approved and uploaded to system.
7. INSP - Joint Inspection report uploaded – The joint inspection report PDF file is uploaded by CP/OC user also the hard copies of the necessary document to be submitted to MEDA HO Pune as per Annexure-7.
8. APGM - - Proposal Approved by GM
9. ACFA - CFA approved – MNRE Central Finance Assistant (CFA) is approved.
10. PAY - CFA release from Account – CFA payment is released by Cheque / online NEFT/RTGS by MEDA HO Pune
11. OTH – Other – Any other reason / remarks by MEDA authority.

Joint Inspection Report Upload by Channel Partner / Open Category user -


Upload Joint Inspection Report in single PDF file as mentioned required documents in Annexure-7 (available in Download link) and also submit Hard copy of all documents to MEDA Head Office Pune for disbursement of CFA for the following proposals.

Channel Partners -

The registered channel partners are Registered Vendor of MNRE and are Empanelled for Channel Partners and Open Category user. The Channel Partners login credentials are already informed by MEDA to their respective email. Using those credentials, user can login, reset his password. User can submit Beneficiary GCRT Proposals on the portal for the approval and avail CFA.


The screenshot displays the user interface of the 'Grid Connected Rooftop System' portal, managed by the Maharashtra Energy Development Agency (MEDA). The header features the MEDA logo and the title 'Grid Connected Rooftop System' in red, with 'Maharashtra Energy Development Agency (MEDA)' below it. A banner image shows solar panels installed on a roof. The main content area is titled 'Welcome to Grid Connected Rooftop System' and identifies the user as 'User - CP0016 - SOYO SYSTEMS'. On the left, a 'CP/OC User Menu' lists various options: System Overview, Update Profile, New Proposal, View Proposals, Sanction Letter, Joint Inspection, Downloads, Help, and Logout. Below the menu, the 'User Login' section shows the user ID 'CP0016' and the name 'SOYO SYSTEMS'. The right side of the interface contains a detailed diagram of a grid-connected rooftop solar system. The diagram illustrates the flow of electricity from 'Solar Panels' on a house to a 'Load' (represented by a TV and a refrigerator). It also shows the connection to a 'Meter' and the 'Utility Service (DU)'. The background of the diagram includes a 'Substation', 'Low Voltage (LV)' lines, 'Transmission (HV)' towers, and a 'Power Plant'.

Profile Update -



Grid Connected Rooftop System

Maharashtra Energy Development Agency (MEDA)



CP/OC User Menu

- System Overview
- Update Profile
- New Proposal
- View Proposals
- Sanction Letter
- Joint Inspection
- Downloads
- Help
- Logout


User Logon
User ID:CP0016
User Name:SOYO SYSTEMS

:: Update Profile ::

[Back](#)


User Type	Channel Partner - CP
User ID	CP0016
Password	*****
<hr/>	
Name of Firm	SOYO SYSTEMS
Address.	M-91 MIDC AREA NEAR GODAVARI ENGG COLLEGE JALGAON -425003 MAHARASHTRA -INDIA District : Jalgaon State : MAHARASHTRA
Pin Code	
Name of Contact Person	Ritesh Mali(GM)
Phone No.	0257-2210132
Mobile No.	9422277066
E-mail	soyopower@gmail.com
<hr/>	
CP Registration No.	
Issue Date	
Validity Date	
Experience (Kw)	
PAN No.	
TAN No.	
<input type="button" value="Save Record"/>	

New Proposal screen



Grid Connected Rooftop System

Maharashtra Energy Development Agency (MEDA)



CP/OC User Menu

- System Overview
- Update Profile
- New Proposal
- View Proposals
- Sanction Letter
- Joint Inspection
- Downloads
- Help
- Logout

User Logon
User ID:CP0016
User Name:SOYO SYSTEMS

:: New Proposal ::

Beneficiary Type*	Select Beneficiary Type	Beneficiary Photo*	Choose File No file chosen
Beneficiary Name*		Manufacturer / Supplier Name	SOYO SYSTEMS
Address*		Address	M-91 MIDC AREA NEAR GODAVARI
<hr/>		<hr/>	
Select District*	Select District	Plant Capacity (kWp)*	
Select Taluka*	Select Taluka	Form B (for 1 kWp to 50 kWp)	Choose File No file chosen
Divisional Office Name		Form C (above 50 kWp to 500 kWp)	Choose File No file chosen
Post		Grid Connectivity*	Select Option
Pin Code*		Connected Load (kWp)*	
<hr/>		<hr/>	
Phone No.		Contact Person *	
E-mail*		Mobile No. *	
<hr/>		<hr/>	
Bank Name		Cost of System Rs. *	
Branch		Type of A/c	Select Type
Account no		IFSC code	
<input type="button" value="Save Record"/>			

New Proposal Documents Checklist -

CP/OC User Menu

- System Overview
- Update Profile
- New Proposal
- View Proposals
- Sanction Letter
- Joint Inspection
- Downloads
- Help
- Logout

User Logon
User ID:CP0016
User Name:SOYO SYSTEMS

:: Proposal Checklist::

Note- Prepare all following documents Scan in Single PDF file and in same order and upload it

S.N.	Particulars	Yes / No	Page No.
1	Application in prescribed format (One Hard Copy and Soft Copy).	<input checked="" type="checkbox"/>	<input type="text" value="1"/>
2	Net metering / Grid connectivity letter from MSEDCL	<input checked="" type="checkbox"/>	<input type="text" value="3"/>
3	Undertaking on Rs 100/- stamp paper to be submitted by the beneficiary (as per Annexure-I)	<input checked="" type="checkbox"/>	<input type="text" value="5"/>
4	Undertaking from Beneficiary for release CFA to empaneled Channel Partner (as per Annexure-II)	<input checked="" type="checkbox"/>	<input type="text" value="7"/>
5	Undertaking on Rs 100/- stamp paper to be submitted by the Manufacturer. (as per Annexure-III)	<input type="checkbox"/>	<input type="text"/>
6	Ownership of the Rooftop with applicant / beneficiary	<input type="checkbox"/>	<input type="text"/>
7	Certificate of society registration / Charitable trust registration (If applicable)	<input checked="" type="checkbox"/>	<input type="text" value="9"/>
8	Site photographs before installation.	<input type="checkbox"/>	<input type="text"/>
9	Detailed Project Report (DPR), if applicable	<input type="checkbox"/>	<input type="text"/>
10	Photo Identity Card of Beneficiary	<input type="checkbox"/>	<input type="text"/>
11	Latest Electricity Bill	<input checked="" type="checkbox"/>	<input type="text" value="12"/>
12	Single Line Diagram (Approved from competent Authority)	<input type="checkbox"/>	<input type="text"/>
13	Bank Details of Beneficiary (as per Annexure-III)	<input checked="" type="checkbox"/>	<input type="text" value="14"/>
14	Purchase order of Beneficiary	<input type="checkbox"/>	<input type="text"/>
15	Advance received from beneficiary, receipt	<input checked="" type="checkbox"/>	<input type="text" value="16"/>
16	Ownership of the Rooftop with applicant / beneficiary	<input checked="" type="checkbox"/>	<input type="text" value="17"/>
17	Document regarding MNRE Channel Partner / New Entrepreneur	<input type="checkbox"/>	<input type="text"/>

Above documents in Single PDF file Checklist PDF : No file selected.

Proposal Saved details -

CP/OC User Menu

- System Overview
- Update Profile
- New Proposal
- View Proposals
- Sanction Letter
- Joint Inspection
- Downloads
- Help
- Logout

User Logon
User ID:CP0016
User Name:SOYO SYSTEMS

Grid Connected Rooftop System
Maharashtra Energy Development Agency (MEDA)

:: Proposal Details Saved ::

Record Save Successfully and details are as follows -

Divisional Office:Aurangabad
Proposal Code - 2-CP0016-16-271-000026
Beneficiary Name - MIT College Test
District - Latur
Taluka - Ahmadpur
Mobile - 9325587999
Email - abtanpure@gmail.com

View Proposals -

CP/OC User Menu		Proposal List			
System Overview		10 records per page		Search: <input type="text"/>	
Update Profile		Proposal ID Beneficiary Name	CP/OC Name Plant Capacity (kWh)	View PDF	Status
New Proposal		2-CP0016-14-241-000027 SMasdf Asd	MFG Name Here 8	Proposal PDF Form B Form C Checklist PDF SancLet JointInsp	In Process
View Proposals		2-CP0016-16-271-000026 MIT College Test	SOYO SYSTEMS 60	Proposal PDF Form B Form C Checklist PDF SancLet JointInsp	In Process
Sanction Letter		2-CP0016-4-249-000031 Test Record	SOYO SYSTEMS 56	Proposal PDF Form B Form C Checklist PDF SancLet JointInsp	In Process
Joint Inspection		2-CP0016-4-249-000032 Test Record	SOYO SYSTEMS 5	Proposal PDF Form B Form C Checklist PDF SancLet JointInsp	In Process
Downloads		2-CP0016-4-249-000033 Test Record	SOYO SYSTEMS 1	Proposal PDF Form B Form C Checklist PDF SancLet JointInsp	In Process
Help		2-CP0016-4-249-000034 Test Test	SOYO SYSTEMS 5	Proposal PDF Form B Form C Checklist PDF SancLet JointInsp	In Process
Logout		2-CP0016-4-249-000041 Test Record	SOYO SYSTEMS 5	Proposal PDF Form B Form C Checklist PDF SancLet JointInsp	In Process
		2-CP0016-4-249-000052	SOYO SYSTEMS 40	Proposal PDF Form B Form C Checklist PDF	In Process
User Logon					
User ID:CP0016					
User Name:SOYO SYSTEMS					

Click on link in View PDF column to view details in PDF format of Proposal / Form-B / Form-C / Chcklist / SancLet - Sanction Letter / JointInsp - Joint Inspection.

User can Edit proposal / Forward it to Divisional office for approval. By Del – delete record, will remove it from user proposal list permanently.


- 11 Latest Electricity Bill
- 12 Single Line Diagram (Approved from competent Authority)
- 13 Bank Details of Beneficiary (**as per Annexure-III**)
- 14 Purchase order of Beneficiary
- 15 Advance received from beneficiary, receipt
- 16 Ownership of the Rooftop with applicant / beneficiary
- 17 Document regarding MNRE Channel Partner / New Entrepreneur

Status :

Remark:


Status Codes - 1. PCPOC - Pending with CP/OC 2. PDIV - Pending at Divisional office 3. DOR - Divisional Office recommendation 4. PMAN - In process at HO Manager 5. PGM - In process HO GM 6. SANC - Sanction letter generated 7. INSP - Joint Inspection report uploaded 8. APGM - Proposal Approved by GM 9. ACFA - CFA approved 10. PAY - CFA released 11. OTH - Other.

Resubmit Proposal -



Grid Connected Rooftop System

Maharashtra Energy Development Agency (MEDA)



CP/OC User Menu

- System Overview
- Update Profile
- New Proposal
- View Proposals
- Sanction Letter
- Joint Inspection
- Downloads
- Help
- Logout

User Logon

Proposal List

10 records per page Search: 052

Proposal ID Beneficiary Name	CP/OC Name Plant Capacity (kWh)	View PDF	Status	Action
2-CP0016-4-249-000052 D	SOYO SYSTEMS 10	Proposal PDF Form B Form C Checklist PDF SancLet JointInsp	1_PCPOC	Re Submit Reason Edit Re-Submit
Proposal ID Beneficiary Name	CP/OC Name Plant Capacity (kWh)	View PDF	Status	Action

Showing 1 to 1 of 1 entries (filtered from 18 total entries)

[← Previous](#)
[1](#)
[Next →](#)

Status Codes - 1. PCPOC - Pending with CP/OC 2. PDIV - Pending at Divisional office 3. DOR - Divisional Office recommendation 4. PMAN - In process at HO Manager 5. PGM - In process HO GM 6. SANC - Sanction letter generated 7. INSP - Joint Inspection report uploaded 8. APGM - Proposal Approved by GM 9. ACFA - CFA approved 10. PAY - CFA released 11. OTH - Other

When proposal is rejectd / return to CP/OC , it will be display status as 'Re Submit' in Action column. When click on 'Reason' , details of return is display. Edit record and update it for particular reason and Re-Submit it to Divisional office for approval.

Joint Inspection Report upload -

CP/OC User Menu

- System Overview
- Update Profile
- New Proposal
- View Proposals
- Sanction Letter
- Joint Inspection
- Downloads
- Help
- Logout

Upload Joint Inspection Report in single PDF file as mentioned required documents in Annexure-7 (available in Download link) and also submitt Hard copy of all documents to MEDA Head Office Pune for disbursement of CFA for the following proposals.

Proposal List for Joint Inspection Report

10 records per page Search:

Proposal ID Beneficiary Name	CP/OC Name Plant Capacity (kWh)	View PDF	Status	Action
2-CP0016-14-241-000027 SMasdf Asd	MFG Name Here 8	Proposal PDF Form B Form C Checklist PDF SancLet JointInsp	In Process	No action required! View Print
2-CP0016-4-249-000031 Test Record	SOYO SYSTEMS 56	Proposal PDF Form B Form C Checklist PDF SancLet JointInsp	In Process	Upload Joint Inspection PDF
2-CP0016-4-249-000057 Mr.Ashok Date	SOYO SYSTEMS 5	Proposal PDF Form B Form C Checklist PDF SancLet JointInsp	In Process	Upload Joint Inspection PDF
2-CP0016-4-249-000058	SOYO SYSTEMS	Proposal PDF Form B		No action required!

System Flow -

CP/OC User Login -> New proposal submission -> Scrutiny at Divisional level office -> if approved, forward proposal to Head office, otherwise, Reject Proposal and return to respective Channel Partner/Open category user for incomplete documents, with rejection comments

Manager -> At Head office, Manager will check proposal received from divisional office and give sanction. After, approval by Manager, Sanction Letter is generated and forwarded to GM for approval.

GM -> After GM approval, Sanction letter PDF email will be sent Divisional office, Channel partner/Open category user, and Beneficiary.

CP/OC user -> Once received Sanction Letter from MEDA HO office, CP/OC user will install system within time, prepare. Perform Joint inspection with MEDA officer. Prepare Joint Inspection report as per the format, upload PDF of Joint Inspection and necessary documents, upload beneficiary system photographs, Print Joint Inspection report form and submit Hard Copy of the Joint Inspection report with necessary document to MEDA HO office, to avail MNRE CFA for GCRT proposal.

Account section -> As per note by RE department, check details - proposal details, sanction letter, joint inspection report, and GM approval remarks for further CFA release.

Help -

In case of any problem related to GCRT system, you can send email to [gcrtmail@mahaurja.com](mailto:gcertmail@mahaurja.com) with screenshot of the error, proposal code, beneficiary name and detail description of the error.